

# Nebula Networked AV™

Lighten every star



FOR STYLISH LIVING

# aavara

Commercial AV • Conference Room AV  
Seamless Cross Display KVM • Residential AV

*Entregado a*  
**la Excelencia**

 **Dante® AES67**

USB C Port  
  
DP Alt. Mode



**4K 60**  
4:4:4 HDR





# PB9700

### 4K Dolby Vision HDR HDMI, DisplayPort(USB-C DP Alt. Mode) Input Support



**Dante® AES67**

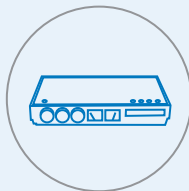
USB C Port  
 DP Alt. Mode



### Way to Control



AV Master Web Control



3rd Party Controller Integration




Keyboard HotKeys Control



- 4K60Hz 4:4:4 Video and Audio Over Inexpensive 1 Gbps Ethernet Network
- 36-bit color video engine support all HDR formats including Dolby Vision, HLG, HDR10+
- Ultra Low Latency Mode 4K60Hz video pass-thru below 4ms
- Dante/AES67 Audio Bridge In/Out interoperability with other audio equipment
- HDMI/USB-C auto detect/manual switch dual inputs on Sender. USB C support both DP Alt. Mode and USB 2.0 Link w/ just One cable

- USB-C/A ports on Receiver supports keyboard, mouse, USB drive, webcam & touchscreen
- Upscale/Downscale Video to fit display requirement
- HDMI eARC, ARC & S/PDIF Audio Return support
- Great Video Wall, Matrix and KVM Versatility
- Seamless Cross Multiple Displays KVM Switching
- Video Sub-Stream for viewing video snapshot on connected iPad/Tablet/Notebook
- Powerful Centralized Web Interface Management
- Easy Large Matrix/VideoWall Configuration with CSV File managed by MS Excel

Dante / AES67 Model	Sender/Tx: PB9700DNT-SE, Receiver/Rx: PB9700DNT-RE
AES67 Only Model	Sender/Tx: PB9700-SE, Receiver/Rx: PB9700-RE



## PB9000W-SE

### 4K Over IP Wall Plate Sender



#### EU 2 Gang Form Factor

- Power from POE
- HDMI Video Input up to 4K@60Hz 4:2:0 / 4K30Hz 4:4:4 HDR
- HDMI Audio up to 7.1ch LPCM/dts/Dolby ATMOS
- Video/Audio Input: HDMI x 1, VGA x 1 (w/ Analog Audio 3.5mm jack)
- IR Control: IR Emitter x 1, IR Receiver x 1
- Serial Control: RS232 (DB-9) x 1
- USB Pass-Thru: USB (Type B) x 1
- Ethernet RJ45 Connector w/ 802.3af PoE

Unit: mm

## PB9000-SE+H

### 4K Over IP Sender w/ HDMI Loop out, & S/PDIF TOSLINK Out



HDMI Loopout

S/PDIF Out

With PB9000 all existing features and functions, adding following new features:

- **HDMI Loop out**  
For local Monitor/TV or AV Receiver connection, up to 4K video and Dolby ATMOS/DTS X audio output.
- **Standalone S/PDIF TOSLINK Fiber Optics audio output**  
Support up to Dolby Digital (AC3) output. Optimized for Video source and AV Receiver nearby.

## PB9000HD-SE

### 1080p Over IP Sender that work with PB9000



Work with PB9000 and Up Scale 1080p Video Source input to 4K output w/ PB9000-RE Receiver Support

- HDMI Input: Up to 1080p 60Hz 4:4:4 HDR Video, 7.1ch LPCM/Dolby/DTS Audio
- Video Input: Up to 1920x1200@60Hz(DVI), 1920x1080@60Hz(VGA)
- USB 2.0 Pass-Thru for KVM Application
- Two Ways IR/RS232/CEC pass-Thru and IP commands

## PB9000-RE

### 4K Over IP Receiver w/ Video Scaler

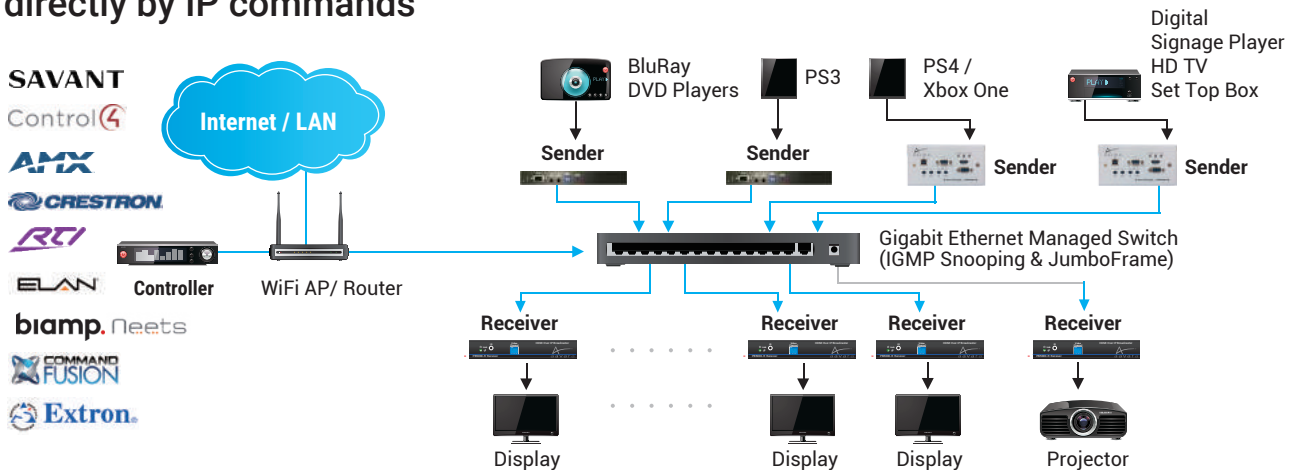


- Built-in Video Scaler for Up/Down Scale 1080p <-> 4K Video Output
- Independent Matrix Routing for Video, Audio, IR, RS232, USB
- Seamless Cross Display KVM Switching w/ USB 2.0 Pass-Thru
- CEC/IR/RS232 Control Signal Pass-Thru & IP Command
- VideoWall Easy Setup & Flexible Operate by Easy Web Interface
- Keyboard Hotkeys Control
- Video Snapshot



## 3rd party Controller integration

Controller driver provided, allowing controller to control Aavara Box directly by IP commands



## Aavara AV Master Web Control

Built-in in box without additional cost, just one Web page can centralize control entire AV Matrix and VideoWall



- Auto Search All Senders & Receivers
- Video Snapshot on Both Input and Output
- Multi User Management
- Drag and Drop Matrix / VideoWall Control
- Video Snapshot
- Display/Device Control(CEC/IR/RS232)
- Customize EDID Upload
- Setup by CSV files Upload/Download



## IR Remote Video Channel Control

Optional 16 channel IR remote for PB9000-RE receiver only. User can use Universal IR Remote for controlling Over IP Receiver and Video Source with ONE remote. Ideal for home or small commercial installation.



## Keyboard Hotkeys Control

Just plug-in an USB Keyboard at Receiver's USB port. User can use Keyboard Hotkeys to switch Receiver quickly. Ideal for IP KVM application.

\*All trademarks, service marks, trade names and logos are the property of their respective owners.

## Residential AV Matrix

SAVANT

Control4

AMX

CRESTRON

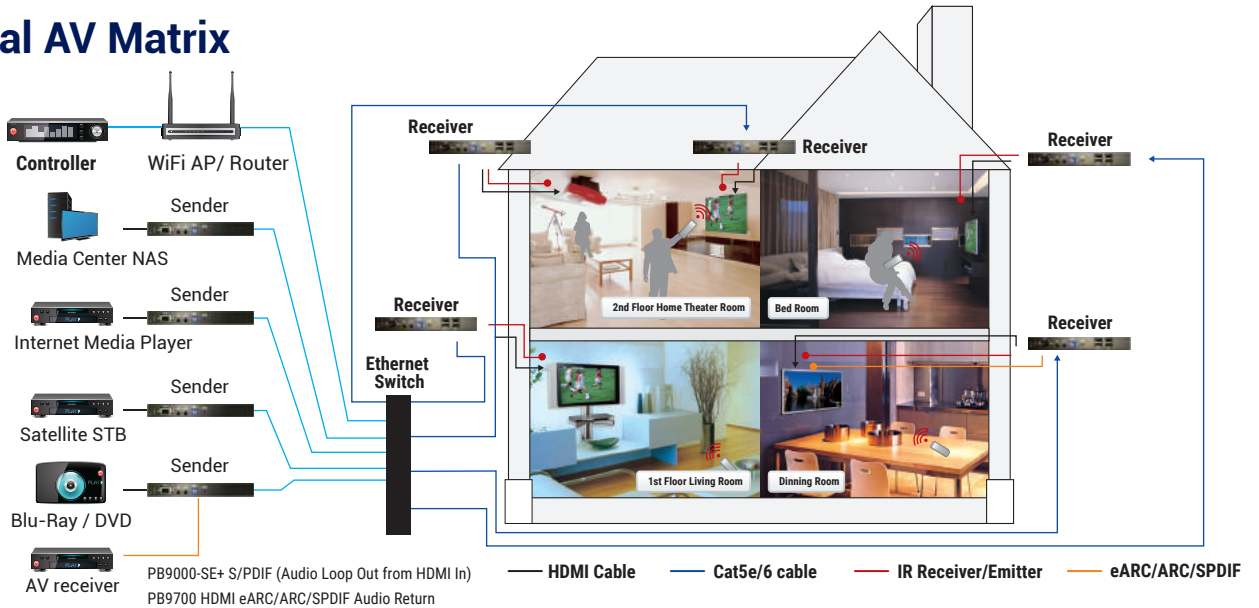
RTI

ELAN

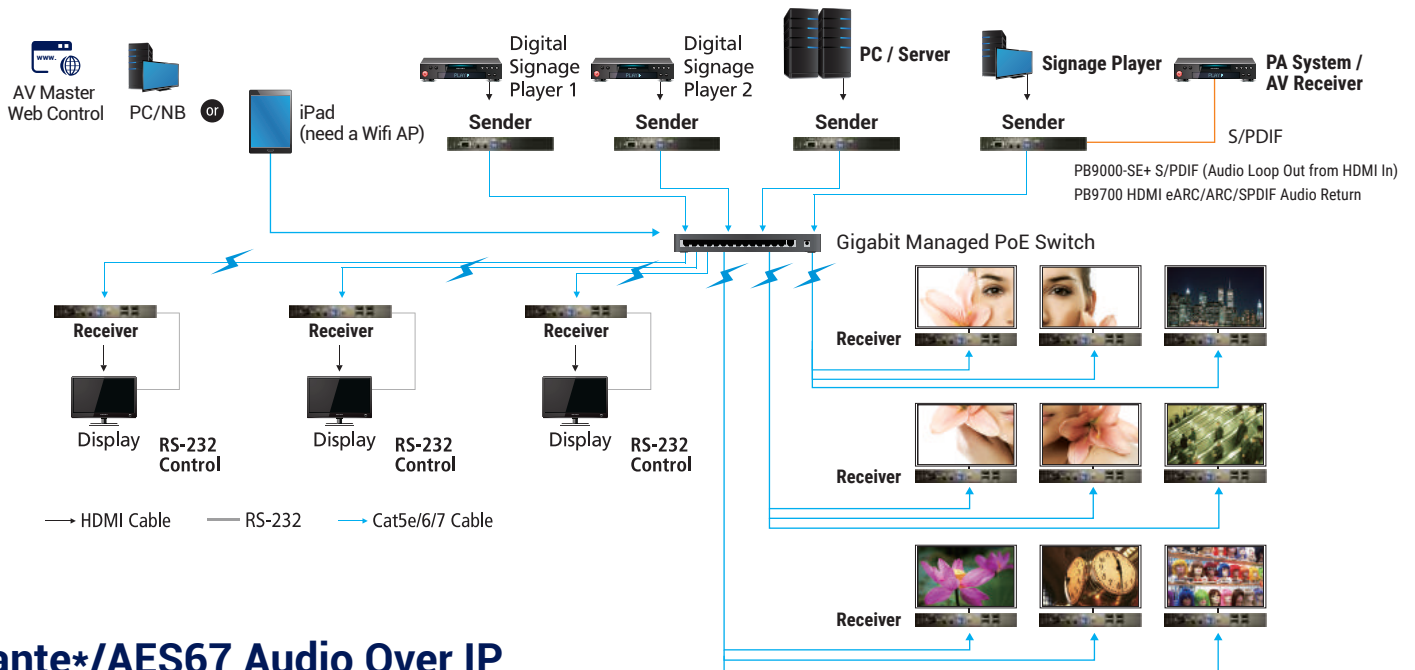
biamp Neets

COMMAND FUSION

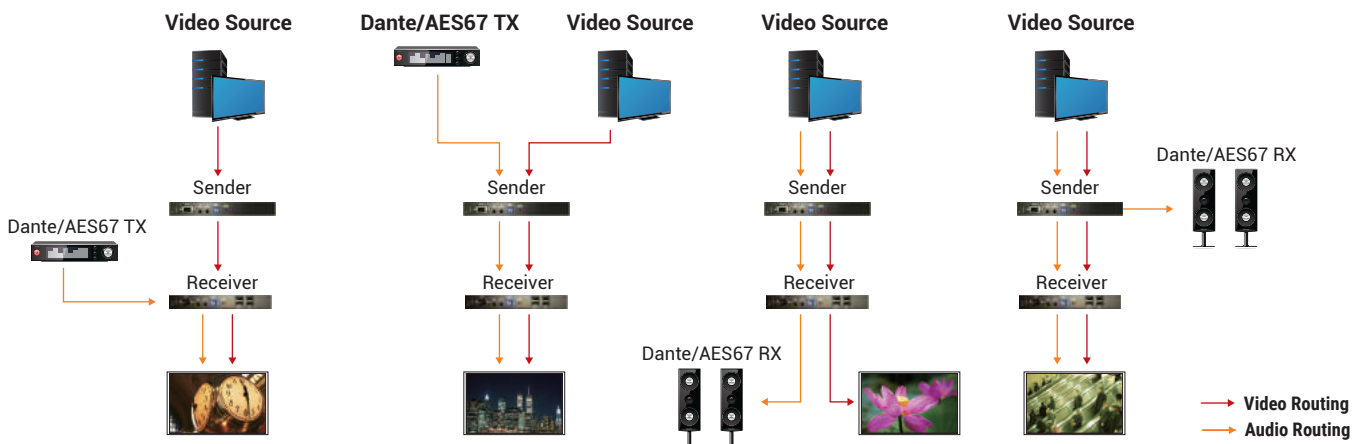
Extron



## Scalable & Flexible Digital Signage/Meeting Room/VideoWall



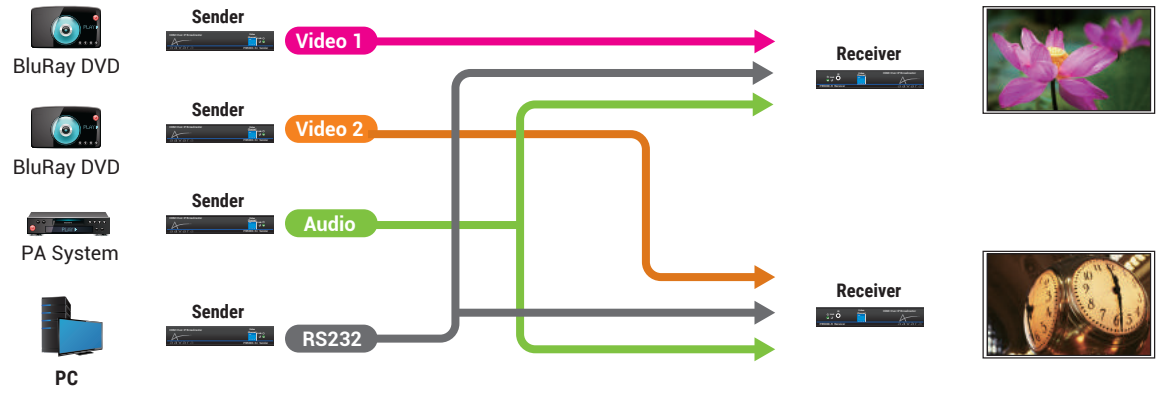
## Dante\*/AES67 Audio Over IP



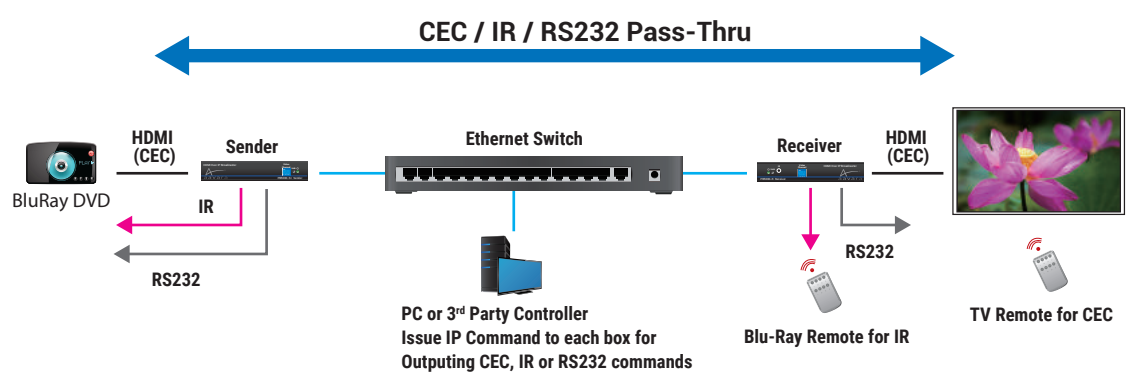
\* Dante feature on selected PB9700 models only.

## Independent Matrix Routing for Each Service

(Video, Audio, RS232, IR and USB)



## CEC / IR / RS232 Over IP



## Seamless Cross Display KVM

